


# ZT-3600™

## HYDRO-GEAR COMMERCIAL TRANSAXLE

- Designed for premium commercial vehicles
- Performance package - shock valves, all-steel gear train, and charge pump
- Durable 1-1/8" axle for heavier loads
- High-efficiency 12cc pump & 16cc motor
- Optional internal expansion tank for easier installation
- A larger charge pump provides added capability in tough commercial applications



### RESIDENTIAL

ZT-1800 ZT-2200 ZT-2800

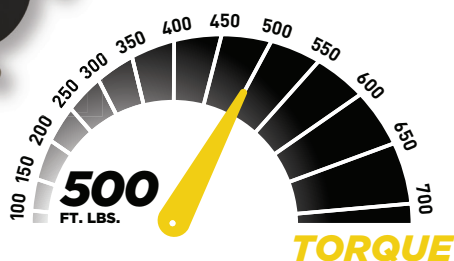


### COMMERCIAL

ZT-3100 ZT-3200 ZT-3400 **ZT-3600** ZT-3800 ZT-4400 ZT-5400



# ZT-3600™

## HYDRO-GEAR COMMERCIAL TRANSAXLE



### ***SPECIFICATIONS***

PUMP DISPLACEMENT	0.73 in <sup>3</sup> /rev 12 cc/rev
MOTOR DISPLACEMENT	0.97 in <sup>3</sup> /rev 16 cc/rev
Input Speeds MAX HI-IDLE (NO LOAD) MIN (LOADED)	3600 rpm 1800 rpm
OUTPUT TORQUE	up to 500 lb-ft up to 677 Nm
SPEED	up to 10 mph up to 16 kph
GROSS VEHICLE WEIGHT	up to 1600 lbs up to 725 kg
AXLE SHAFT DIAMETER	1.125 in 28.56 mm
AXLE SHAFT OPTIONS	Tapered 4 or 5 Bolt Flange
WEIGHT OF UNIT	34.5 lbs 15.6 kg

*Specifications subject to change without notice*