


ZT-3200™

HYDRO-GEAR COMMERCIAL TRANSAXLE

- Commercial grade transmission with high-efficiency 10cc pump & 16cc motor
- Performance package - Shock valves, Cut steel gears, and Charge pump
- Durable 1-1/8" axle for heavier loads
- Optional internal expansion tank for easier installation
- Standard shock valves for added system protection and extended life



RESIDENTIAL

ZT-1800 ZT-2200 ZT-2800




COMMERCIAL

ZT-3100 **ZT-3200** ZT-3400 ZT-3600 ZT-3800 ZT-4400 ZT-5400



ZT-3200™

HYDRO-GEAR COMMERCIAL TRANSAXLE



SPECIFICATIONS

PUMP DISPLACEMENT	0.61 in ³ /rev 10 cc/rev
MOTOR DISPLACEMENT	0.97 in ³ /rev 16 cc/rev
Input Speeds MAX HI-IDLE (NO LOAD) MIN (LOADED)	3600 rpm 1800 rpm
OUTPUT TORQUE	up to 470 lb-ft up to 637 Nm
SPEED	up to 9 mph up to 14 kph
GROSS VEHICLE WEIGHT	up to 1500 lbs up to 680 kg
AXLE SHAFT DIAMETER	1.125 in 28.56 mm
AXLE SHAFT OPTIONS	Tapered 4 or 5 Bolt Flange
WEIGHT OF UNIT	33 lbs 15 kg

Specifications subject to change without notice