


ZT-2200e (EZTe[®])

RESIDENTIAL ELECTRIC ZERO-TURN DRIVE SYSTEM.

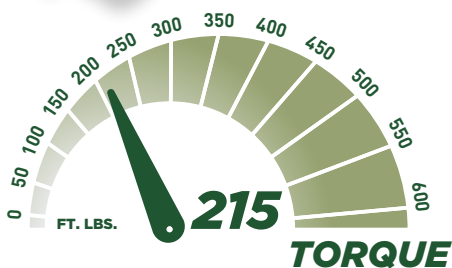

- Residential Grade
- Manual or e-Brake
- Max Gross Vehicle Weight, 900 lbs
- Up to 7.0 mph
- 1.0" Axle Shaft
- Pair with TC-2200 for up to 58V operation



PAIR WITH SMARTEC DECK MOTORS, CONTROLLERS,
POWERPACK BATTERIES AND MOBILE APPS FOR
A SEAMLESS SYSTEM INTEGRATION.

ZT-2200e (EZTe®)

RESIDENTIAL ELECTRIC ZERO-TURN DRIVE SYSTEM.



SPECIFICATIONS

SYSTEM VOLTAGE (UP TO)	58V
ELECTRIC MOTOR	SMARTEC Brushless DC motor
SMARTEC MOBILE APPS COMPATIBLE	YES
OUTPUT TORQUE (UP TO)	up to 215 lb-ft up to 291 Nm
SPEED	up to 7 mph up to 11 kph
GROSS VEHICLE WEIGHT	up to 900 lbs up to 408 kg
AXLE SHAFT DIAMETER	1.0 in 25.4 mm
IP RATING	66k
e-BRAKE	Standard

Specifications subject to change without notice